


- Make accurate HV in-line measurements
- View and measure AC ripple & noise on DC HV
- Measure absolute HV DC to 0.25% @ 25 PPM stability
- View and measure T_{rise} , T_{fall} , overshoot & settling time
- Measure & monitor signals from 35Hz to 10MHz
- View signals from DC to 20MHz
- View and measure AC mV on DC kV
- PLC Analog/Digital Remote operation capability



GENERAL INFORMATION:

The “TF” Series product line is designed to support the need to make accurate measurements of high-voltage power supply (HVPS) & HV system performance. These reduced-size HV test fixture devices can be used for research and development, incoming inspection, production testing, field testing, or calibration. Each “TF” Series device, when coupled with a conventional meter or oscilloscope, is a stand-alone test fixture optimized for a specific HV testing function. The “TF” Series is engineered to support accurate measurement of ripple, noise, pulses, absolute DC, DC stability, DC line regulation, DC load regulation, etc.

KEY FEATURES:

The UltraVolt “TF” Series models all feature dual Alden B110US10 HV connectors. These connectors facilitate in-line measurements as well as un-terminated measurements. Internal ARC limiting / softening resistors are present for safety. All “TF” models have the HV ground return connection isolated from the chassis ground connection by 100 kΩ and clamped by a protection device.

SPECIFICATIONS:

All specifications are subject to change without notice. UltraVolt will enhance specifications whenever possible, through continuous product and process improvement efforts. Customers are not contacted when changes are made unless they have arranged for configuration control with UltraVolt’s customer service department (“CSD”) through the “-Q” suffix program. Only the most significant items will be noted on UltraVolt’s web site, in the product change notice section.

PACKAGE:

The “TF” Series units are manufactured using the standard RF-tight chassis mount case. Overall size is 9.00” x 2.00” x 1.50” ±0.025”. Please see the Figure “G” outline drawing.

ALTITUDE, HUMIDITY & TEMPERATURE:

The “TF” Series operating performance is guaranteed between sea level and 10,000ft., in non-condensing relative humidity up to 95%, and between temperatures of -40°C to +65°C. Storage temperature range is -55°C to +105°C.

PRICING & AVAILABILITY:

The “TF” Series units are currently available with a stock to 3 weeks lead-time.

“TF” SERIES MODELS:

“Precision Divider”: 40TF-DCD

A 40kV rated HV Test Fixture that features a precision 10,000:1 DC divider (“DCD”) with a full scale accuracy of ±1%, a temperature stability of better than ±25 ppm per °C, and a voltage coefficient of < 1% per 40,000 volts. DC Loading is 1 GigaΩ. Capacitive loading is < 10pF.

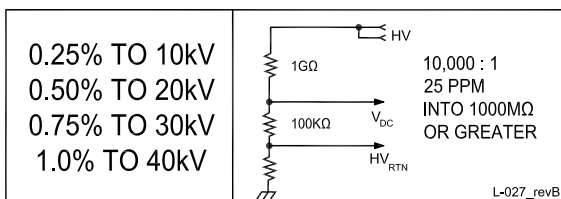


Fig. A - Frequency Response (Precision Divider)

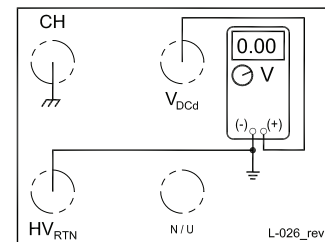


Fig. B - Electrical Connections (Precision Divider)



WARNING! A shock hazard exists when the chassis ground or the HV return ground is not properly connected!



1800 OCEAN AVE., FRNT
RONKONKOMA, NY 11779

TEL 800-9HV-POWER

TEL 631-471-4444

FAX 631-471-4696

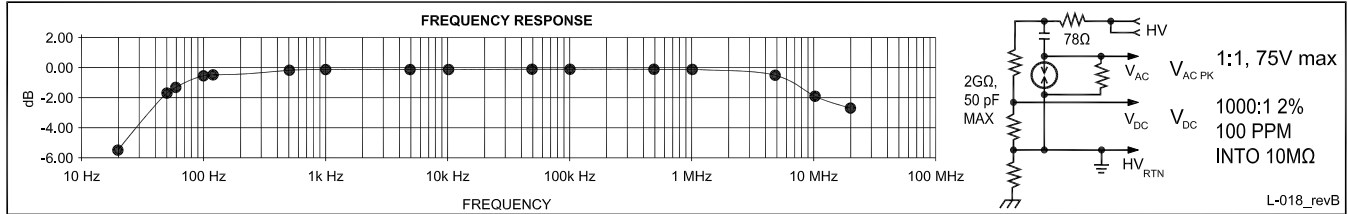
www.ultravolt.com

“TF” SERIES

HIGH VOLTAGE TEST FIXTURE

“Ripple & Voltage Monitor”: 40TF-ACV&DCD

A 40kV rated HV Test Fixture that features a 1:1 AC viewing (ACV) capacitor ($V_{AC}=95\%$ of V_{AC} input $\pm 5\%$) providing a bandwidth of 35Hz to 10MHz (Monitor 10Hz to 20MHz) over a signal range of 1mV to 75V Pk, along with a 1,000:1 DC divider (“DCD”) with a full scale accuracy of $\pm 2\%$ and a temperature stability of better than ± 100 ppm per $^{\circ}\text{C}$. DC Loading is 2 Gig Ω . Capacitive loading is $< 50\text{pF}$.



Note: It is recommended that the oscilloscope be set for 20MHz BW limit.
Fig. C - Bandwidth & Equivalent Circuit (Ripple & Voltage Monitor)

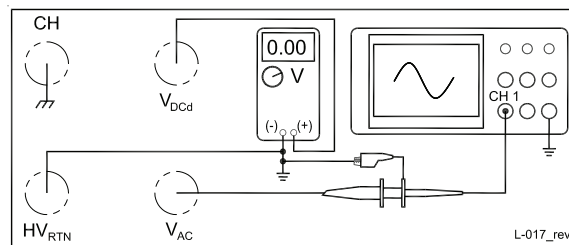


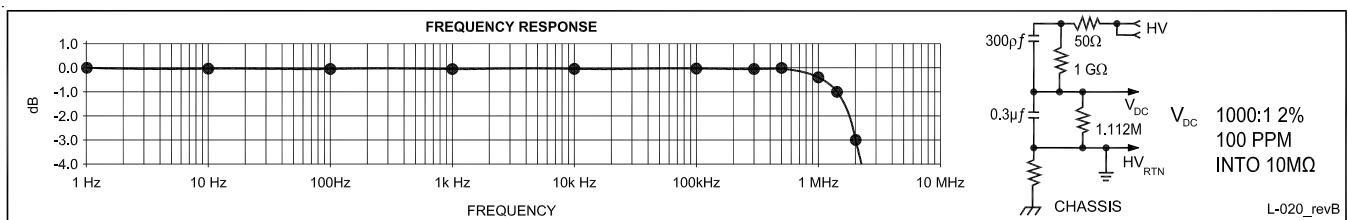
Fig. D - Electrical Connections (Ripple & Voltage Monitor)



WARNING! A shock hazard exists when the chassis ground or the HV return ground is not properly connected!

“Compensated Divider”: 40TF-CDCD&CLOAD

A 40kV rated HV Test Fixture that features a compensated 1,000:1 Compensated DC Divider (“CDCD”) capable of showing T_{rise} , T_{fall} , overshoot & settling over a bandwidth of DC to 2MHz. The unit also functions as a 300pF capacitive load (“CLOAD”). DC Loading is 1 Gig Ω . DC full-scale accuracy is $\pm 2\%$ with temperature stability of better than ± 100 ppm per $^{\circ}\text{C}$.



Note: It is recommended that the oscilloscope be set for 20MHz BW limit.
Fig. E - Bandwidth & Equivalent Circuit (Compensated Divider)

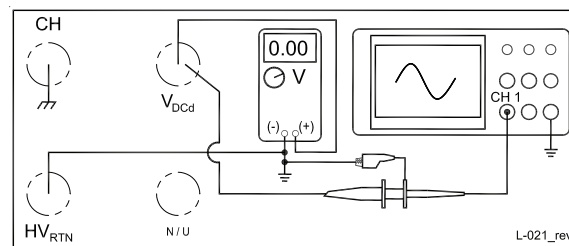


Fig. F - Electrical Connections (Compensated Divider)



WARNING! A shock hazard exists when the chassis ground or the HV return ground is not properly connected!



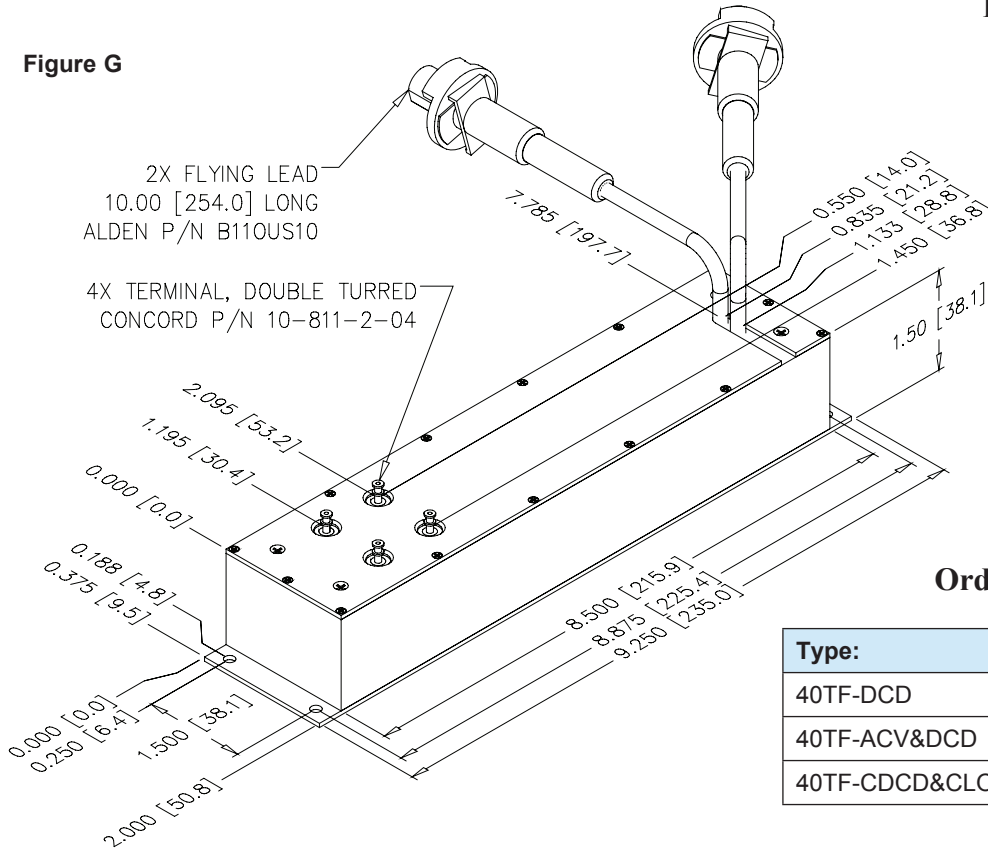
“Making High Voltage Easier!”

1800 Ocean Ave., Frnt, Ronkonkoma, NY 11779

www.ultravolt.com

TEL 800-9HV-POWER or 800-948-7693 or 631-471-4444 FAX 631-471-4696

Figure G



Downloadable drawings (complete with mounting & pin information) and 3D models are available online at: www.ultravolt.com/drawings.htm

Ordering Information

Type:	Description:
40TF-DCD	Precision divider
40TF-ACV&DCD	Ripple and voltage monitor
40TF-DCD&CLOAD	Compensated divider

**RESERVED
FOR
FUTURE USE**



“Making High Voltage Easier!”

www.ultravolt.com

1800 Ocean Ave., Frnt, Ronkonkoma, NY 11779

TEL 800-9HV-POWER or 800-948-7693 or 631-471-4444 FAX 631-471-4696

THIS PAGE INTENTIONALLY LEFT BLANK

